

THE
MAKING
OF-

IQUIJOTERES!

EACH PUPPET REQUIRED 30-40 HOURS OF WORK, BEGINNING WITH-




GREEN FOAM CUT TO FORM A 3-D SHAPE-



-AND A MOUTH PLATE MADE OF MASONITE-



AFTER JOINING THE TOP AND BOTTOM PIECES-



-EACH HEAD GETS FEATURES LIKE...

EYEBROWS...



CHEEK BONES...


AND CHINS.



EACH HEAD WAS THEN COVERED WITH A SKIN OF FLEECE THAT INCLUDED A MOUTH-



FOLLOWED BY ARMS.



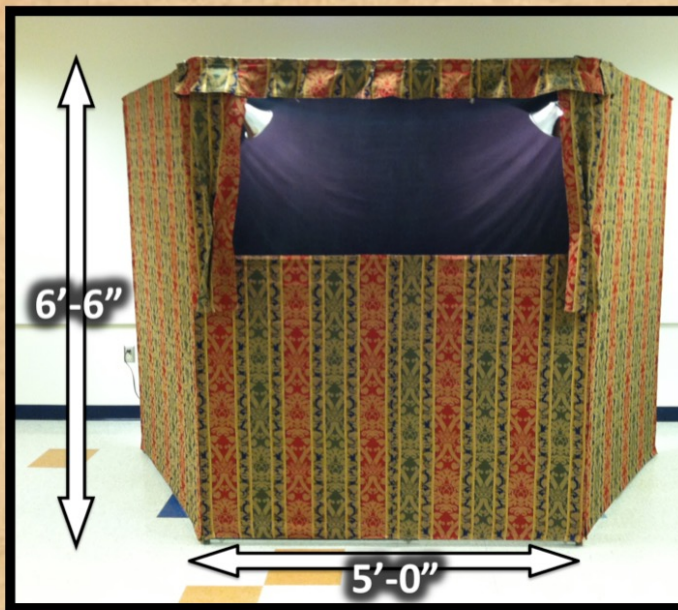
FOR THE NEXT PHASE, EACH HEAD RECEIVED A CUSTOM-SHAPED BODY USING THE SAME GREEN FOAM.




DURING THIS TIME I WAS ALSO BUSY WELDING NEW COMPONENTS FOR MY PUPPET STAGE THAT WOULD EXPAND THE PLAYING SPACE TO DOUBLE ITS ORIGINAL SIZE!



BEFORE-



AFTER!



MEANWHILE...



BACK IN THE PUPPET SHOP, EACH FOAM BODY WAS BEING OUTFITTED WITH A COSTUME THAT WOULD HOLD ALL THE PARTS TOGETHER-

WITH HEADS FINALLY SEWN ONTO THE BODIES-



THEY WERE READY FOR DETAILS LIKE-

EARS AND NOSES-



BEARDS-



HAIR AND MUSTACHES-



AND LASTLY...



EYES!



DON QUIJOTE



ROCINANTE



HOMBRE



SANSON CARRASCO






I THEN RECRUITED FOUR STUDENT PUPPETEERS-



-CALEB DUCKWORTH, KATIE MUNOZ, LINDSEY VIVIANO AND RUSSELL CERDA.

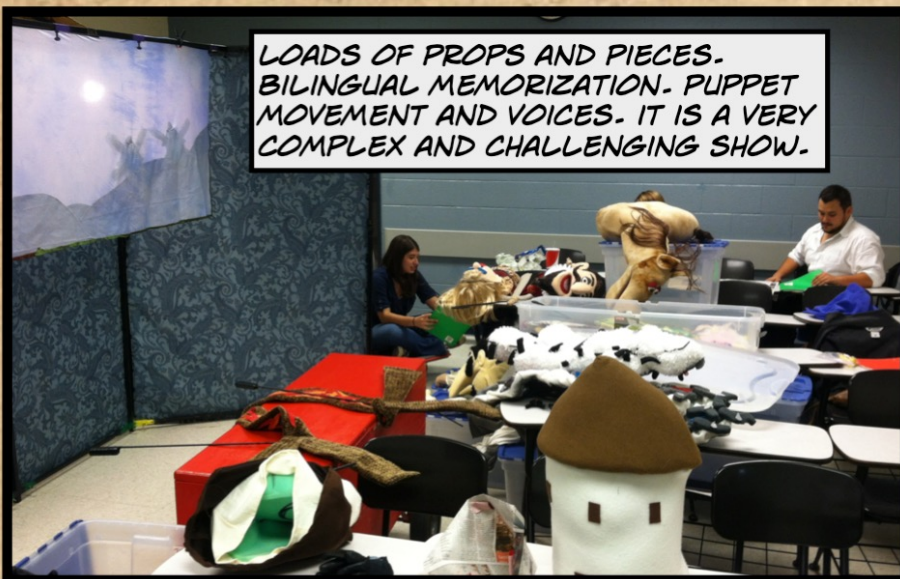


WE SPENT TWO MONTHS IN COMPLICATED AND PHYSICALLY EXHAUSTING REHEARSALS.

THEY HAD TAKEN MY PUPPET CLASS BEFORE, BUT THEY PARTICIPATED IN THIS PROJECT ENTIRELY FOR THE FUN OF IT. NO CREDIT. NO PAYCHECK.




LOADS OF PROPS AND PIECES. BILINGUAL MEMORIZATION. PUPPET MOVEMENT AND VOICES. IT IS A VERY COMPLEX AND CHALLENGING SHOW.



TIRING BUT FUN!





ON TOUR!



IN OCTOBER WE TRAVELLED TO PERFORM IN IOWA.



I GAVE PRESENTATIONS ON TEACHING LANGUAGE AND CULTURE WITH PUPPETS.



WE VISITED CLASSROOMS TALKING ABOUT THE QUIJOTE, PUPPETS AND SPANISH.



WE GAVE PUPPETRY WORKSHOPS



WE PERFORMED FOR ELEMENTARY SCHOOLS AND COMMUNITY EVENTS.



WE GAVE LIVE PERFORMANCES AND FILM SCREENINGS.

